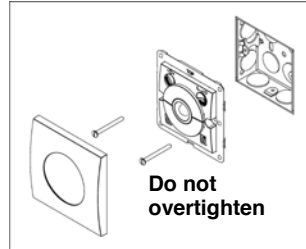
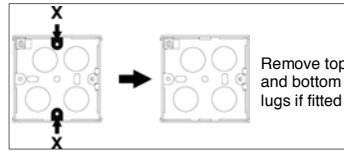


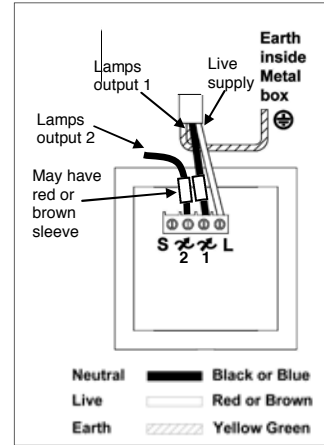
GI2DPC GI2DPT Quick Start Guide



installation and wiring

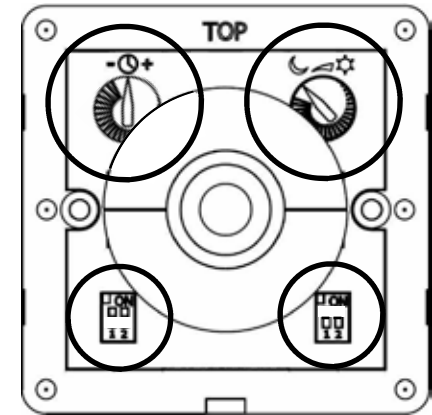


This product should be installed in accordance with the current IEE wiring regulations. If in doubt consult a qualified electrician.



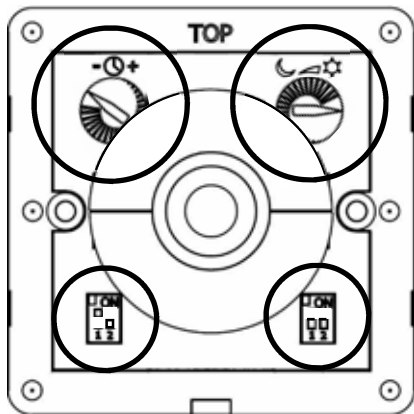
i Shallow back box?
 Different wiring colours?
 2 way wiring?
Refer to main datasheet.

suggested settings LIVING AREA



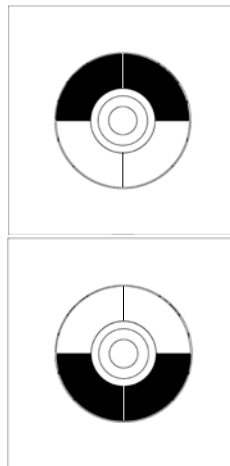
- **Auto on**—turns on when someone enters the room
- **Auto off**—turns off when nobody in the room for 20 minutes
- **Lux**—only turns on when there is little or no natural light

suggested settings BEDROOM AREA



- **Manual on**—turns on when top button pressed
- **Auto off**—turns off when nobody in the room for 10 minutes

operation



Short press left or right —lights on output 1 or 2
 Long press left or right —lights dim up output 1 or 2
 Double click—extends time period to 2 hours and flashes locator. Useful when occupant is still for a long period e.g. watching television

When lights on
 Short press left or right—lights off output 1 or 2
 Long press left or right—lights dim down output 1 or 2

When lights off
 Long press—change brightness of green-i locator

handset

