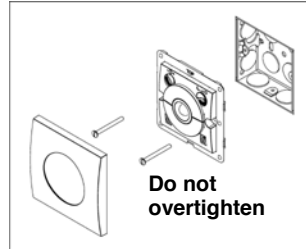
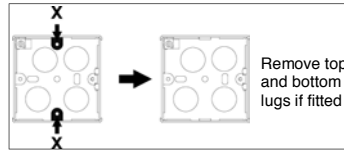


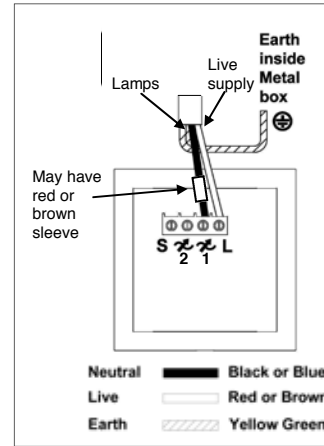
GI1DPC GI1DPT Quick Start Guide



installation and wiring

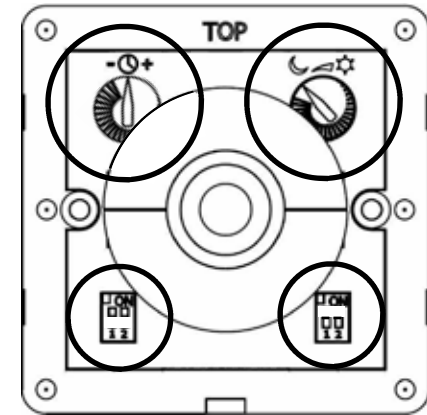


This product should be installed in accordance with the current IEE wiring regulations. If in doubt consult a qualified electrician.



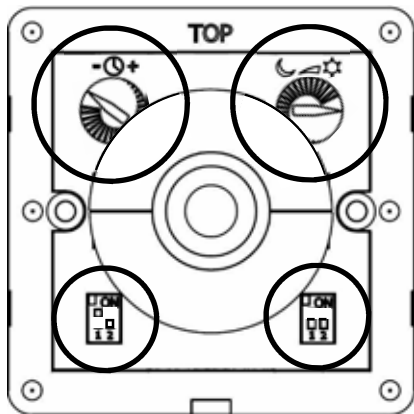
i Shallow back box?
Different wiring colours?
2 way wiring?
Refer to main datasheet.

suggested settings LIVING AREA



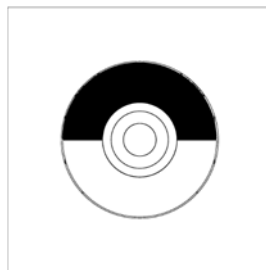
- **Auto on**—turns on when someone enters the room
- **Auto off**—turns off when nobody in the room for 20 minutes
- **Lux**—only turns on when there is little or no natural light

suggested settings BEDROOM AREA

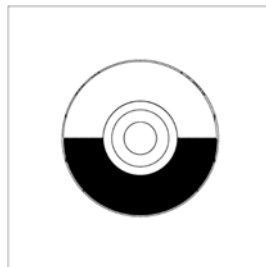


- **Manual on**—turns on when top button pressed
- **Auto off**—turns off when nobody in the room for 10 minutes

operation



- Short press—lights on
- Long press—lights dim up
- Double click—extends time period to 2 hours and flashes locator. Useful when occupant is still for a long period e.g. watching television



- When lights on**
Short press—lights off
- Long press—lights dim down
- When lights off**
Long press—change brightness of green-i locator

handset



- turn lights on
- turn lights off
- dim up
- dim down

- 1 — 4
set lights to preset scene number

