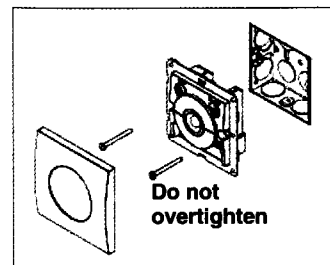
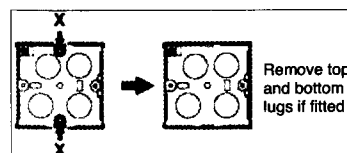




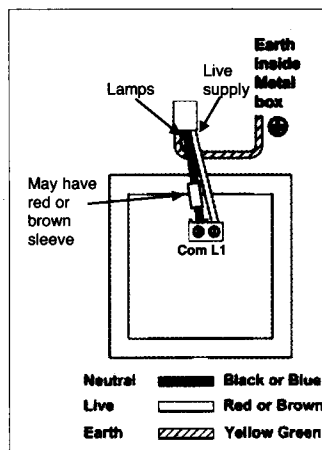
GIPDC GIPDT Quick Start Guide



Installation and wiring



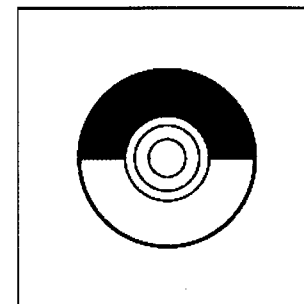
This product should be installed in accordance with the current IEE wiring regulations. If in doubt consult a qualified electrician.



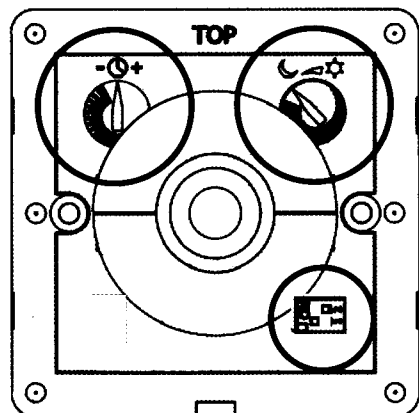
i Shallow back box?
Different wiring colours?
2 way wiring?
Refer to main datasheet.

Operation

- Before using, the unit needs to be activated.
- Press and hold the top button for more than 5 seconds. The red LED will flash to indicate that has activated and the unit will now operate.

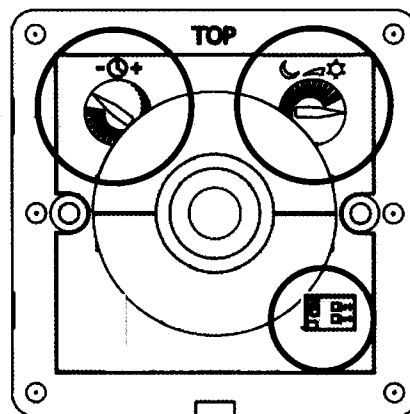


suggested settings CORRIDOR



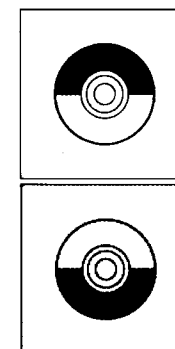
- **Auto on**—turns on when someone enters the corridor
- **Auto off**—turns off when nobody in the room for 20 minutes
- **Lux**—only turns on when there is little or no natural light

suggested settings BEDROOM AREA

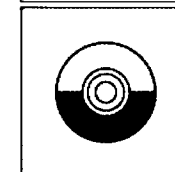


- **Manual on**—turns on when top button pressed
- **Auto off**—turns off when nobody in the room for 10 minutes

operation



Short press—lights on



Short press—lights off
The lights will turn off whilst the area is occupied. The unit will reset to automatic operation after a period of time.